

Insulating gloves tester - 70 kVdc

DT70KV



Remote control by App



Features

- Insulating gloves dielectric tester with test voltages up to 70 kVdc
- Specially developed for dielectric testing of gloves in accordance with standards ASTM D120, ASTM F496 and IEC 60903 (annex E)
- Leakage current up to 500 μ A
- Remote control by Android device
- Measures the output voltage and leakage current
- "Pass/Fail" LED indicator
- Selection of test parameters by glove class with adjustable maximum leakage current
- Ripple < 2 %
- Polarity: negative voltage, positive ground
- USB and Bluetooth interface
- Built-in memory to store test results
- Lightweight and robust
- Computer software for test report generation

Description

The dielectric tester **DT70KV** is an instrument specially developed to insulating gloves testing, in accordance with standards ASTM D120, ASTM F496 and IEC 60903 (annex E). It was designed with emphasis on safety, versatility and ease of use. The voltage output is adjustable (according to the glove class), with up to 70 kVdc. Its intuitive interface makes it possible to program the glove class and the maximum leakage current, allowing automatic tests.

Has one LED to indicate the presence of high voltage in the output terminal during a measurement and one bi-color LED to indicate the test result (Pass / Fail).

Meeting the most stringent security requirements, the system is divided into two modules, one for control and the other for high voltage. The high voltage module is equipped with an audible alarm and both modules have emergency stop switch. Through an Android device it's possible to program all parameters of the hipot, besides remotely controlling the tests, further increasing the security.

Remote control by Android™ App



Increased safety and comfort: Set up, start and stop tests in an even safer and more comfortable way

Automatic reports: Generate test reports directly on the App

Smartphone / tablet features: Incorporate smartphone features into your reports (photo, GPS coordinates and test location map)

• Android, Google Play and the Google Play logo are trademarks of Google LLC

Sparks auto-detection

In the event of a spark (e.g. rupture of the insulation of the element under test), the high voltage generation is automatically interrupted

Modbus® Protocol

This equipment implements the Modbus® open protocol. All configuration, real-time control, monitoring of measurements, and retrieval of test information can be performed using commercial tools such as LabVIEW® and PLCs, or even through dedicated software and own development. In this way, the entire measurement and analysis process can be automated according to the application's needs. Complete documentation with accessible and controllable parameters is provided, as well as clarification of doubts about the use through technical support.

- Modbus is a registered trademark of Schneider Electric USA, Inc.
- LabVIEW is a registered trademark of National Instruments Corporation

Technical specifications

ELECTRICAL		DT70KV
Test voltage	Up to 70,000 V	
Test voltage resolution	100 V from 10 kV up to 70 kV 10 V up to 9.99 kV	
Test voltage accuracy	Up to 50 kV: $\pm 2\%$ of nominal value ± 2 digits) with 500 μ A load Above 50 kV: ± 1 kV	
Polarity	Negative voltage, positive ground	
Leakage current	Max. 500 μ A	
Leakage current resolution	1 μ A	
Leakage current accuracy	$\pm 2\%$ of nominal value ± 2 digits)	
Ripple	< 2 %	
FEATURES		
Measuring modes	<ul style="list-style-type: none"> Automatically configured tests, according to standards ASTM D120, ASTM F496 and IEC 60903 (annex E) Periodic tests for gloves class: 00, 0, 1, 2, 3 and 4 "Pass / Fail" test Timed tests (within the limits of each standard) 	
Safety	Emergency stop switches, Sparks auto-detection, Visual indicators (LEDs) and Audible indicator	
Display	Alphanumerical LCD display, 4 lines / 20 characters (Big Number)	
Chronometer	Up to 3 min., indication in mm:ss	
Built-in memory	Memory for storing up to 107 tests with 3 minutes duration each	
STANDARDS		
Safety	IEC 61010-1	
COMMUNICATION		
Protocol	Modbus	
USB	For configuration, control and download the stored values	
Bluetooth	For configuration, control and download the stored values	



SOFTWARE	
Desktop (PC/Notebook)	MegaLogg 3 software: for remote control, allowing to configure, run tests and generate reports
Android (Smartphone/Tablet)	BlueLogg app: for remote control, allowing to configure, run tests and generate reports
ENVIRONMENTAL	
IP rating	IP65 (with closed lid)
Operating temperature	-5 °C to 50 °C
Storage temperature	-25 °C to 70 °C
Humidity	95 % RH (non condensing)
POWER SUPPLY	
Mains	200 - 240 V~ 50/60 Hz 50 VA
MECHANICAL	
Weight	Control module : approx. 7.6 kg High voltage module : approx. 9.6 kg
Dimensions	Control module : 450 x 360 x 190 mm High voltage module : 450 x 360 x 190 mm

Included accessories

- Graduated tank
- Interconnecting cable (control - high voltage modules)*
- High voltage cable*
- Return cable*
- 2 Protective ground cables*
- 2 Glove holders
- 4 Clamps to fix the gloves
- Power cord
- USB cable
- User manual
- MegaLogg 3 software (download)
- BlueLogg app (download)
- Control module carrying bag
- High voltage module carrying bag

* Supplied in different lengths on request.

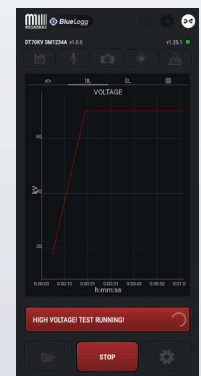
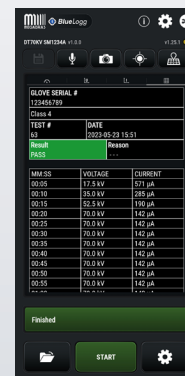
Smartphone App



Remote control by App

MEGABRAS equipment that has Bluetooth® interface can be controlled remotely via an Android™ smartphone / tablet running the BlueLogg application. Set the parameters, start / stop a test, save the data and generate reports.

- Real-time measurement
- Test details
- Test Start / Stop



Increased safety

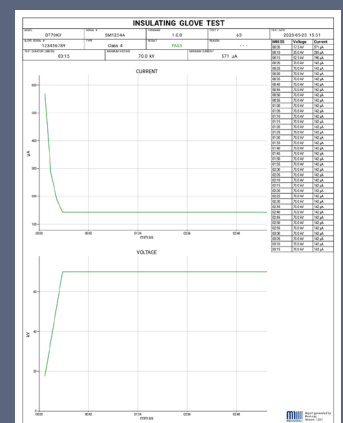
BlueLogg communicates with the equipment through a Bluetooth® connection, allowing remote control of the tests, further increasing user safety in tests with potential risks.



Smartphone features and automatic reporting

Record voice annotation for each measurement, generate automatic test reports directly on the App. Incorporate smartphone / tablet features into the report (photo, GPS coordinates and test location map).


- Voice annotation
- Pictures
- GPS coordinates
- Map



Using the remote control does not require Internet connection (the Internet is only necessary if you want to see a map of the test site or send reports by email).



- Android, Google Play and the Google Play logo are trademarks of Google LLC
- Bluetooth is a registered trademark of the Bluetooth SIG, Inc. Worldwide



Desktop software

MegaLogg 3

Software for remote control and reporting

MegaLogg 3 communicates with the equipment through a USB connection. Set the parameters, start / stop a test, save the data and generate reports.

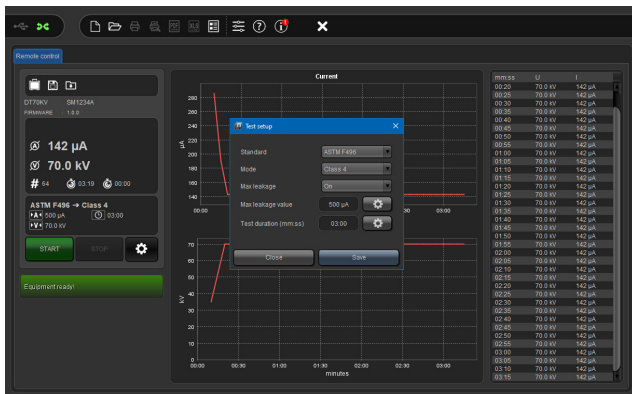


Real-time measurement

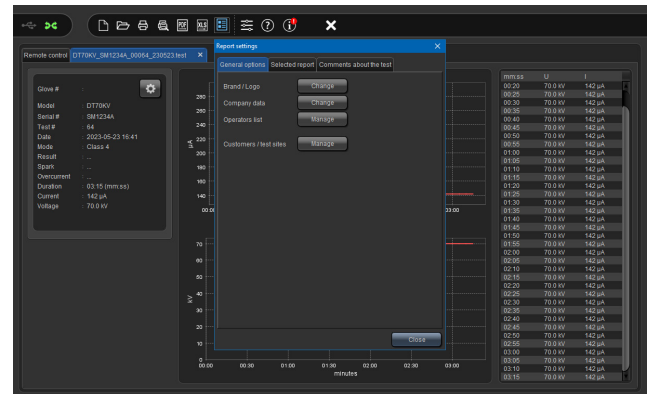
Remote control

Test results

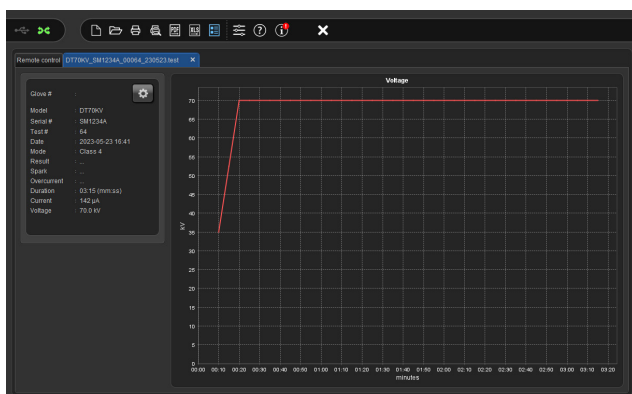
Available for download at: www.megabras.com/megalogg



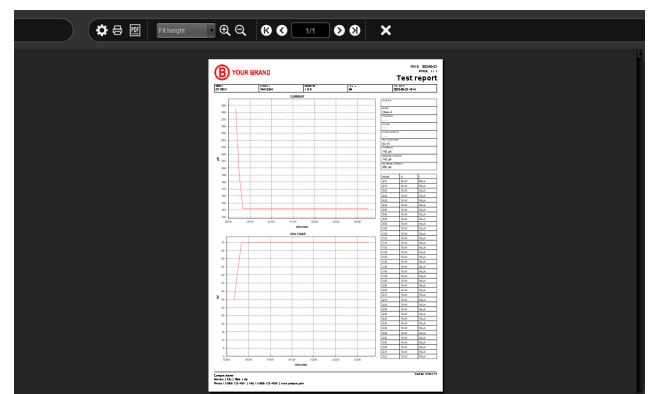
Test settings



Report settings



Charts



Report generation

Global Presence

MEGABRAS equipment are used in more than 40 countries around the world



Test & Measurement equipment

Digital transformer ratiometer
Earth ground testers
Hipots
Insulating glove tester
Insulation testers
Kilovoltmeters
Micro-ohmmeters
Power quality analyzers
Vibration meter



MEGABRAS IND. ELETRÔNICA LTDA.

Rua Gibraltar, 172 - Santo Amaro
CEP 04755-070 - São Paulo - SP
Brazil

For more information

Phone : +55 (11) 3254-8111 / 5641-8111
E-mail : megabras@megabras.com
Site : www.megabras.com